

Chapter 2: First Steps

Helmut Simonis

Cork Constraint Computation Centre
Computer Science Department
University College Cork
Ireland

ECLiPSe ELearning [Overview](#)



Licence

This work is licensed under the Creative Commons Attribution-Noncommercial-Share Alike 3.0 Unported License. To view a copy of this license, visit <http://creativecommons.org/licenses/by-nc-sa/3.0/> or send a letter to Creative Commons, 171 Second Street, Suite 300, San Francisco, California, 94105, USA.



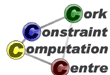
Outline

- 1 Installing ECLiPSe
- 2 Installing Saros
- 3 Writing a first program
- 4 Running the program
- 5 Where to find information



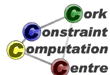
What we want to introduce

- How to install ECLiPSe
- Installing Saros
- Writing a first program
- Running the program
- Where to find information



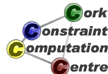
Outline

- 1 Installing ECLiPSe
- 2 Installing Saros
- 3 Writing a first program
- 4 Running the program
- 5 Where to find information



Outline

- 1 Installing ECLiPSe
- 2 Installing Saros**
- 3 Writing a first program
- 4 Running the program
- 5 Where to find information



Outline

- 1 Installing ECLiPSe
- 2 Installing Saros
- 3 Writing a first program**
- 4 Running the program
- 5 Where to find information



Outline

- 1 Installing ECLiPSe
- 2 Installing Saros
- 3 Writing a first program
- 4 Running the program**
- 5 Where to find information



Outline

- 1 Installing ECLiPSe
- 2 Installing Saros
- 3 Writing a first program
- 4 Running the program
- 5 Where to find information

